

Part List

- mechanical -



Xperia™

C6902, C6903, C6906, C6943, L39h

CONTENTS

1 **Part List 3**

2 **Revision History 11**









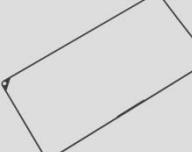
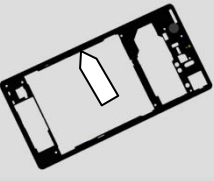


1 Part List

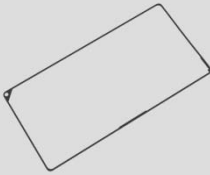
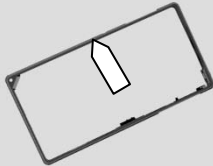


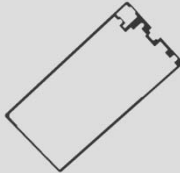











The following parts are available for order in 'E-star'.












The 'E-star' name of a part may often be complex and even confusing, so the name of certain parts mentioned in the Working Instructions, Repair Movies and Troubleshooting Guide are often referred to by a simple descriptive name for better understanding.


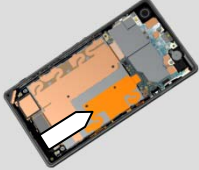














Both names (designations) will in that case be included in this Part List, where the name being used in the documents mentioned above is underlined, e.g. Battery Cover.







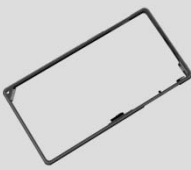






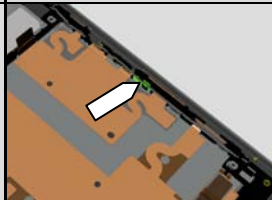
RLC, Reversed Logistic Classification column for replaced part handling, See the Spare part handling chapter in Mechanical/Generic Repair Manual 1220-1333).

| Designation | Part No. | RLC | Part | Location |
|---------------------------|-----------|-----|--|---|
| Adhesive Earspeaker | 1272-0782 | C |  |  |
| Adhesive FPC Relay Bottom | 1273-9725 | C |  |  |
| Adhesive WP Audio Jack | 1272-0161 | C |  |  |
| Adhesive WP Camera Key | 1272-0111 | C |  |  |
| Adhesive WP Cover Rear | 1272-0383 | C |  |  |
| Adhesive WP Loudspeaker | 1272-0243 | C |  |  |

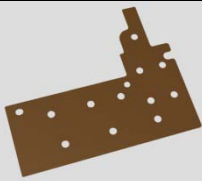
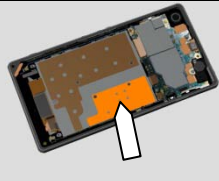

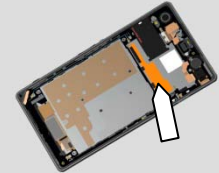

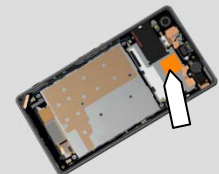




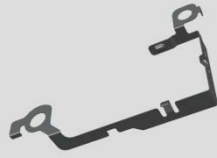




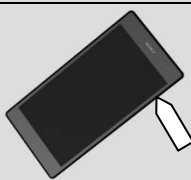
| Designation | Part No. | RLC | Part | Location |
|--|-------------------------------------|-----|--|---|
| Adhesive WP Main Frame | 1272-0163 | C |  |  |
| Adhesive WP Side Key | 1272-0106 | C |  |  |
| Adhesive WP Window Back | 1272-0690 | C |  |  |
| Battery | 1271-9084 | B |  |  |
| BT + WLAN Flex Antenna | 1271-7548 | C |  |  |
| Camera | 1271-4830 | B |  |  |
| Camera Holder | 1272-0235 | C |  |  |
| Camera Key Camera Key Black Camera Key Purple Camera Key White | 1272-0716 1274-9007 1273-9705 | C |  |  |















| Designation | Part No. | RLC | Part | Location |
|---------------------------------|-----------|-----|--|---|
| Camera 2.2 MPixel adhesive tape | 1278-7073 | C |  |  |
| Chat Camera | 1272-0870 | C |  |  |
| Chat Camera Holder | 1272-0198 | C |  |  |
| Core Unit Label | 1276-1828 | C |  |  |
| Cushion 1st Mic | 1272-0159 | C |  |  |
| Cushion 2nd Mic | 1272-0379 | C |  |  |
| Ear Speaker | 1275-9546 | C |  |  |
| FPC Assembly Audio Jack | 1270-6398 | C |  |  |

| Designation | Part No. | RLC | Part | Location |
|--|-------------------------------------|-----|--|---|
| FPC Assembly Charger | 1270-6403 | C |  |  |
| FPC Assembly Mic | 1270-6400 | C |  |  |
| FPC Assembly Relay (RoW) FPC Assembly Relay (C6906) | 1270-6401 1276-6631 | C |  |  |
| Front Cover Front Cover RoW Black Front Cover RoW Purple Front Cover RoW White | 1276-5214 1276-5216 1276-5215 | A |  |  |
| Gasket Charger | 1276-5058 | C |  |  |
| Gasket Side Key | 1272-0103 | C |  |  |
| Holder Magnetic Charger Connector | 1272-2740 | C |  |  |
| Liquid indicator | 1275-3307 | C |  |  |

| Designation | Part No. | RLC | Part | Location |
|--|-------------------------------------|-----|--|---|
| Loudspeaker | 1267-9538 | C |  |  |
| Loudspeaker Holder | 1272-0238 | C |  |  |
| <u>Magnetic charger connector</u> Magnetic charger connector Black/Purple Magnetic Charger Connector White | 1272-1417 1275-9331 | C |  |  |
| <u>Main Frame Assy</u> Main Frame Assy Black Main Frame Assy Purple Main Frame Assy White | 1272-0048 1274-9002 1273-9702 | B |  |  |
| <u>PBA Cellular Sub</u> PBA Cellular Sub C6906 PBA Cellular Sub RoW | 1276-8165 1271-2428 | C |  |  |
| PBA WLAN Sub | 1271-2437 | C |  |  |
| Plate Contact RF A | 1272-0337 | C |  |  |

| Designation | Part No. | RLC | Part | Location |
|---|-------------------------------------|-----|---|---|
| Power Key | 1272-0089 | C |  |  |
| <u>Rear Cover Assy</u> Rear Cover Assy Black Rear Cover Assy Purple Rear Cover Assy White | 1272-0350 1274-8999 1273-9712 | C |  |  |
| RF Cable A | 1272-3938 | C |  |  |
| RF Cable B | 1272-3918 | C |  |  |
| Screw 3.5x1.4 | 1248-2355 | C |  |  |
| <u>SD Cap</u> SD Cap Black SD Cap Purple SD Cap White | 1272-0134 1274-9010 1273-9708 | C |  |  |
| Sheet Battery | 1277-0900 | C |  |  |
| Sheet Conductive Charger FPC | 1273-9721 | C |  |  |

| Designation | Part No. | RLC | Part | Location |
|--|-------------------------------------|-----|--|---|
| Sheet Conductive Relay FPC | 1273-9719 | C |  |  |
| Sheet Thermal A | 1272-0035 | C |  |  |
| Sheet Thermal B | 1273-9723 | C |  |  |
| Sheet WP 2nd Mic | 1272-0376 | C |  |  |
| Sheet WP Check | 1272-0157 | C |  |  |
| Shield Camera | 1272-0230 | C |  |  |
| SIM Cap SIM Cap Black SIM Cap Purple SIM Cap White | 1272-0142 1274-9012 1273-9710 | C |  |  |
| SIM Tray | 1272-5201 | C |  |  |

| Designation | Part No. | RLC | Part | Location |
|---|-------------------------------------|-----|--|---|
| <u>Speaker Panel</u> Speaker Panel Black Speaker Panel Purple Speaker Panel White | 1272-0699 1274-9049 1273-9716 | C |  |  |
| Tray Core Unit Label | 1272-0043 | C |  |  |
| <u>USB Cap</u> USB Cap Black USB Cap Purple USB Cap White | 1272-0117 1274-9008 1273-9706 | C |  |  |
| USB Holder | 1272-0200 | C |  |  |
| Vibrator | 1264-2341 | C |  |  |
| <u>Window Back</u> Window Back RoW Black Window Back RoW Purple Window Back RoW White | 1276-6948 1276-6949 1276-6950 | B |  |  |
| <u>Volume Key</u> Volume Key Black Volume Key Purple Volume Key White | 1272-0713 1274-9006 1273-9704 | C |  |  |

2 Revision History

| Rev. | Date | Changes / Comments |
|------|------------|---|
| 1 | 2013-08-26 | Initial release |
| 2 | 2013-11-12 | Added C6943 |
| 3 | 2014-03-03 | Replaced Vibrator 1276-5086 with Vibrator NIDEC 1264-2341 |
| 4 | 2014-03-12 | Vibrator NIDEC 1264-2341 changed to Vibrator 1264-2341 |
| 5 | 2014-04-15 | Camera 2.2 MPixel adhesive tape added |